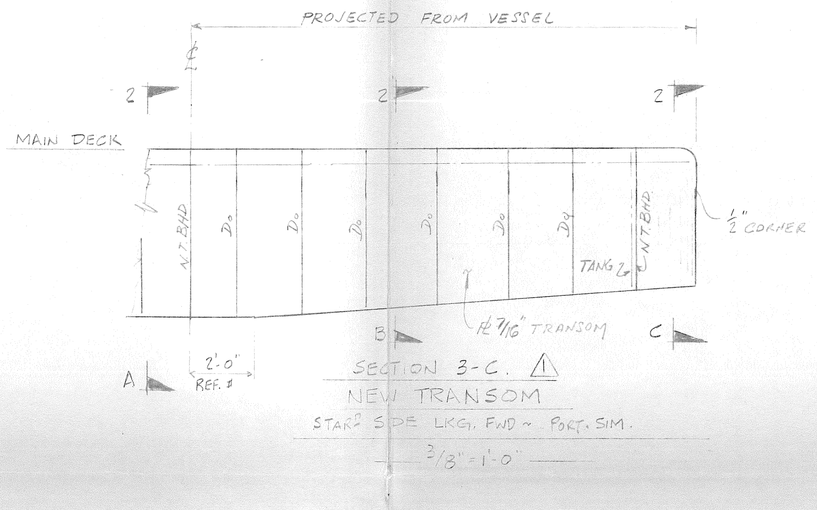

SECTION 3-C ⚠
NEW TRANSOM
STARB SIDE LKG. FWD ~ PORT. SIM.
3/8" = 1'-0"

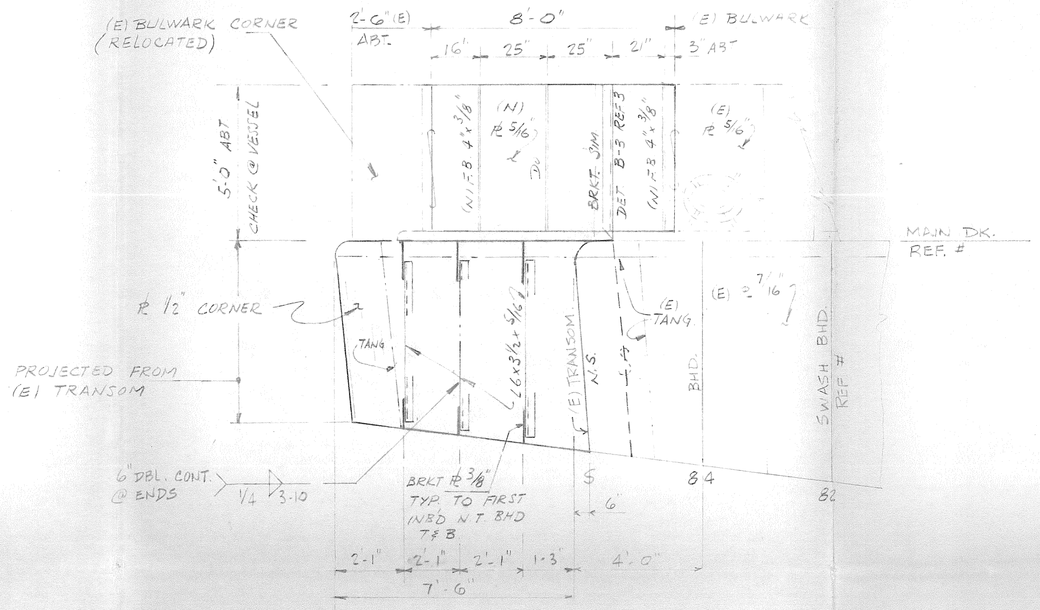

ELEVATION 2-C ⚠
3/8" = 1'-0"
SIDE SHELL ELEVATION

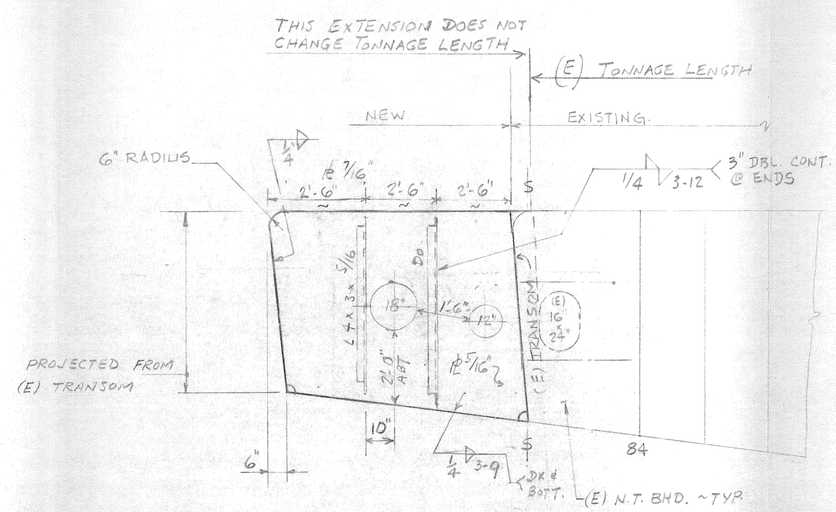

ELEVATION 2-B ⚠
3/8" = 1'-0"

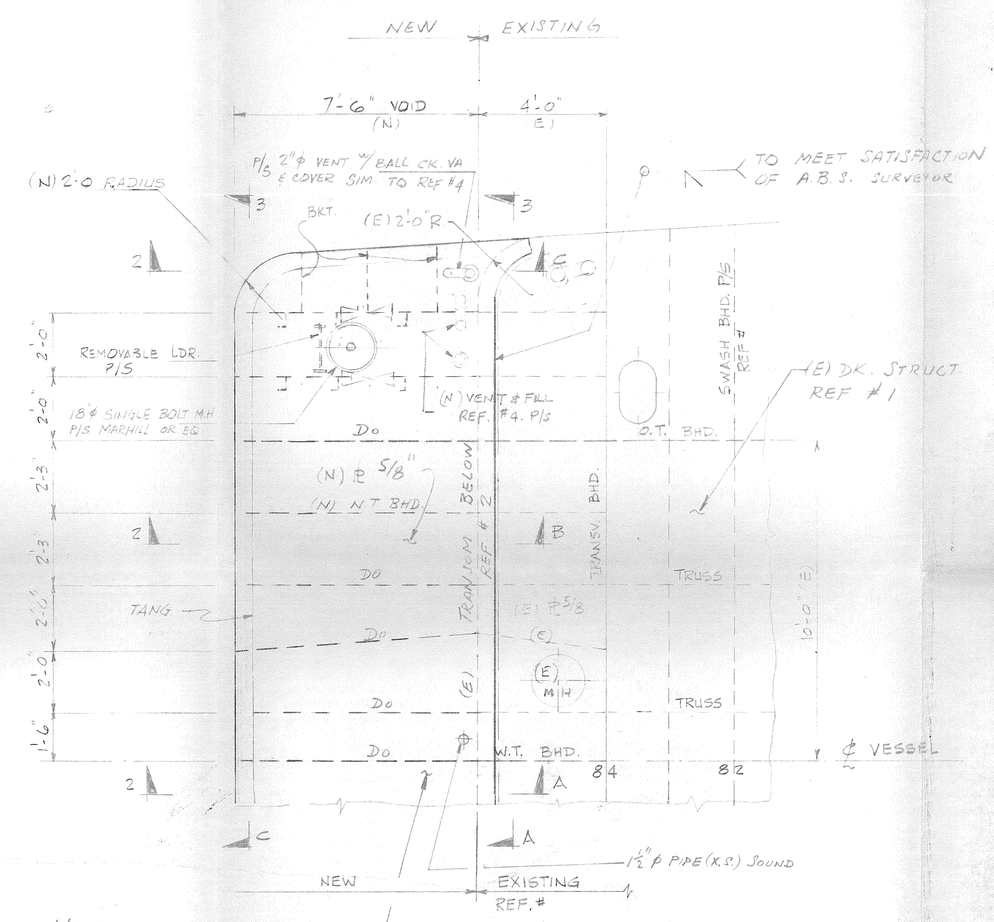

NOTE
DECK SOCKET PATTERN TO EXTEND OVER NEW DECK EXTENSION PER DETAIL "2-A1"

PLAN @ DECK ⚠
3/8" = 1'-0"

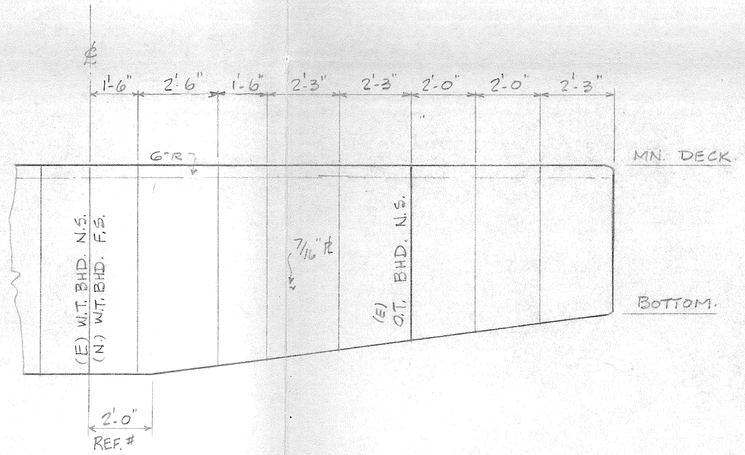

SECTION 3-A
EXISTING TRANSOM
PORT SIDE LKG. AFT ~ STBD. SIDE SIM.
3/8" = 1'-0"

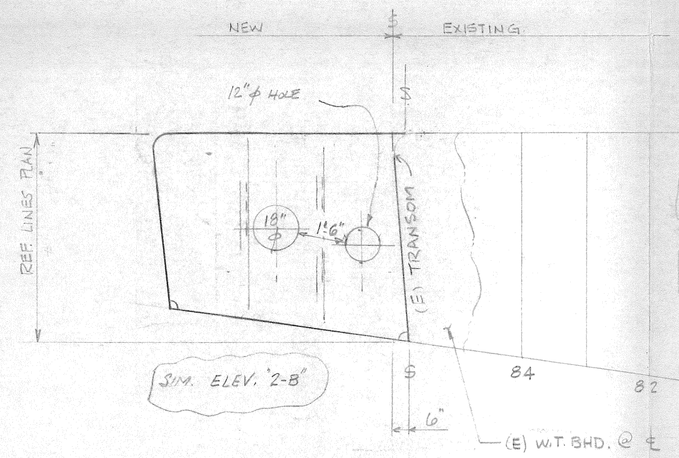

℄ ELEVATION 2-A ⚠
3/8" = 1'-0"

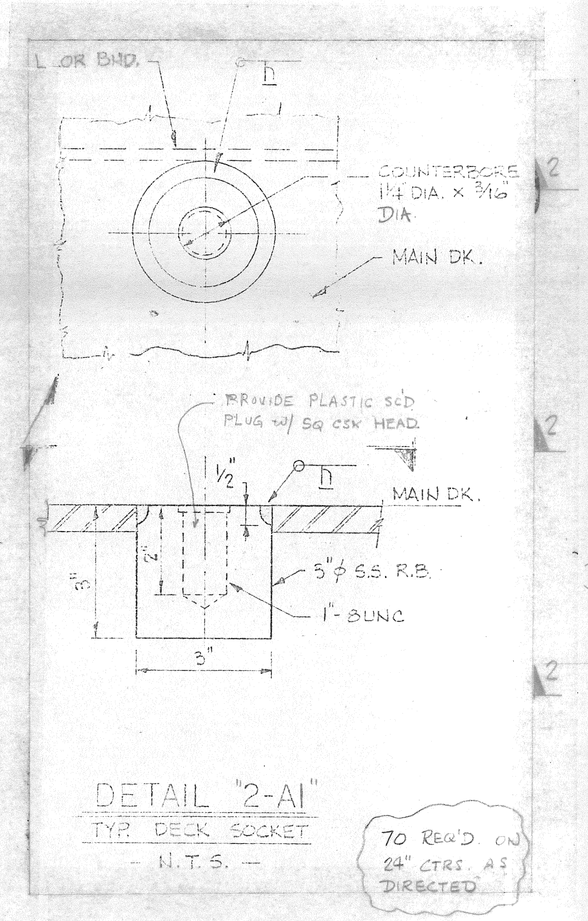

DETAIL "2-A1"
TYP. DECK SOCKET
- N.T.S. -

70 REQ'D ON 24" CTRS. AS DIRECTED

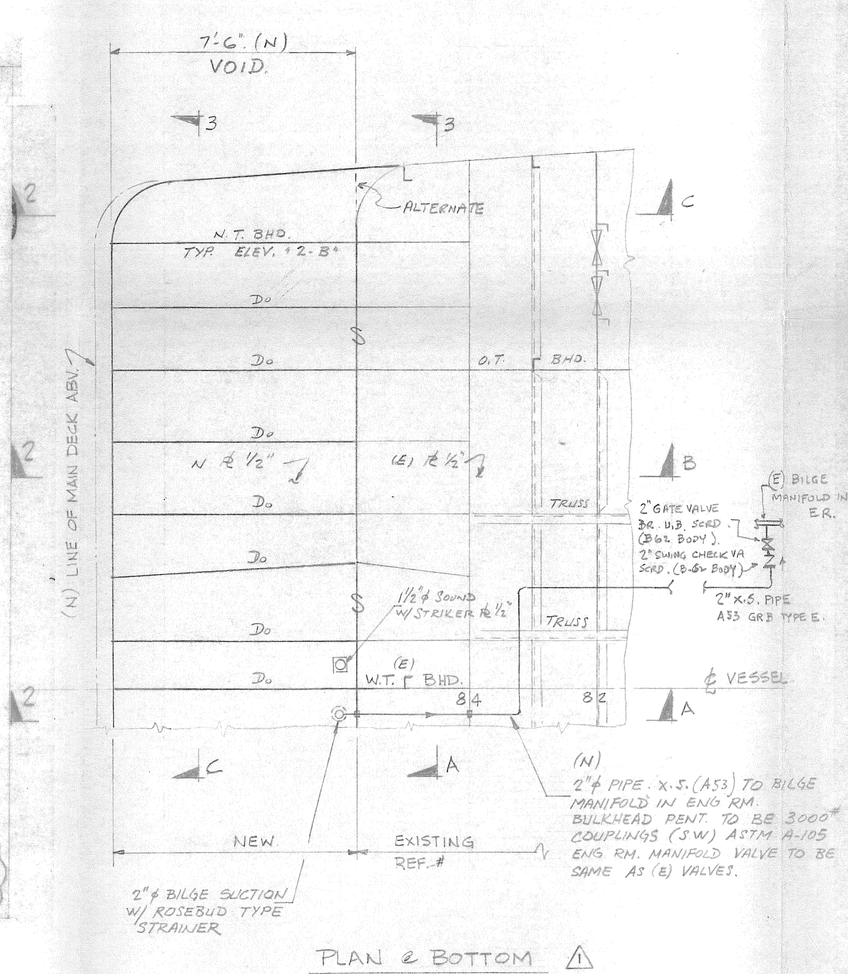

PLAN @ BOTTOM ⚠
3/8" = 1'-0"

ALTERATIONS

MK.	DESCRIPTION	DATE	APP.
1	REMOVED 30" PLATFORM EXTENSION & ENCLOSED TOTALLY. ADDED 12" ϕ X.H. PIPE FENDER @ TRANSOM PER T.A.M.U REQUEST. ADDED BILGE SUCTION, VENT & SOUND	1/3/84	K

REFERENCES

REF	DWG. NO.	TITLE
1	ADF 2-2 REV. 2-0-0	SCANTLING PLAN
2	ADF 2-3 REV. 2-0-0	FRAMES 73 THRU TRANSOM
3	ADF 2-4 REV. 2-0-0	BULWARK BITS AND MISC DETS
4	GYR-1-1	TO DWG. NO. GYR-1-1 TANK TOP

GENERAL NOTES

1. ALL WORK & WELDING TO BE IN ACCORDANCE WITH A.B.S. RULES AND REGULATIONS.
2. ALL DIMENSIONS TO BE VERIFIED AT VESSEL BEFORE CONSTRUCTION.
3. PAINTING OF NEW AND DISTURBED AREAS TO BE IN ACCORDANCE WITH BID REQUEST SPECIFICATIONS.
4. EXTENSION TO BE IN ACCORDANCE WITH U.S.C.G. (ADMEASUREMENT) ACCEPTED STANDARDS OF TONNAGE MEASUREMENT SO AS NOT TO CHANGE THE EXISTING TONNAGE LENGTH OR CHANGE THE EXISTING G.R.T. OR N.R.T.
5. (N) = NEW
   (E) = EXISTING
6. SCANTLINGS FOR (N) EXTENSION TO BE SAME AS ADJACENT (E) VESSEL SCANTLINGS
7. NAME & HAILING PORT TO BE ADDED ON TO NEW TRANSOM (SAME AS EXISTING)

182' X 36' X 15'
AGOR-21
HALTER MARINE HULL-375

ALT	ISSUE DATE	OWNER	ABS	CG (Eng)	S & A	YARD	C.G. Wash				TOTAL
0	1-14-83	3	3	2	1	1	3				15
1	2-18-83	3	3	2	1	1	3				15

OWNER	ABS	CG
APPROVALS		

DISTRIBUTION

THIS DESIGN AND DRAWING ARE THE EXCLUSIVE PROPERTIES OF SCHULLER & ALLAN, INC., AND ARE PURNISHED STRICTLY ON A CONFIDENTIAL BASIS. NO PORTION OF THIS DRAWING MAY BE COPIED, TRACED, PHOTOGRAPHED, OR IN ANY OTHER WAY REPRODUCED NOR MAY ANY ITEM HEREON DEPICTED BE MANUFACTURED AS SHOWN WITHOUT THE WRITTEN CONSENT OF SCHULLER & ALLAN, INC. THE RECIPIENT OF THE INFORMATION CONTAINED HEREON MAY NOT DISCLOSE THE SAME TO ANY OTHER PERSON, NOR MAY HE USE SUCH INFORMATION EXCEPT FOR THE SPECIFIC PURPOSE INTENDED.

schuller & allan, inc.
NAVAL ARCHITECTS-MARINE ENGINEERS
HOUSTON TEXAS

TEXAS A & M
OCEAN RESEARCH
VESSEL "GYRE"

DR.	CK.	TITLE:
A.A.	K.P.	AFTER MAIN DECK EXTENSION
DATE 12/14/83	APP'D AA	

SCALE 3/8" DWG. NO. 2042-1 ALT. 1

GYRE003